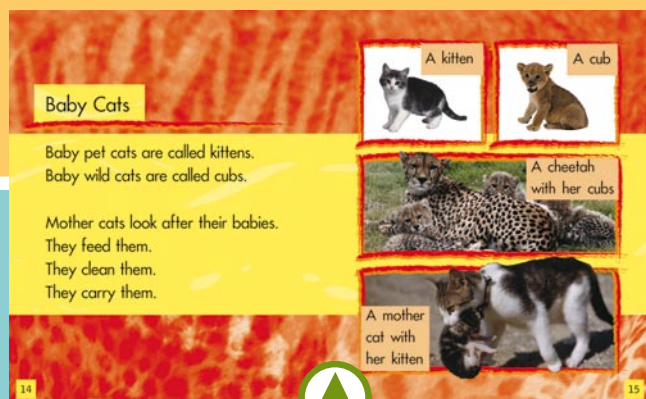


Ask the children what baby cats are called. Ask if they know that baby big cats are called something different. Do they know what that is? Do they know how mother cats look after their babies?



Discuss the ways that mother cats look after their babies. How do they clean them? How do they carry them? Ask the children what the difference between cubs and kittens is.

Write *feed* and *clean* on the board. Discuss the middle sounds with the children. Ask them what is the same/different about the sounds. List other words with the same sounds: *feed, clean, weed, bean...*

Ask the children where in the book they would look to find out which pages in the book have specific information. What is this part of the book called? Ask the children to find a page with labels and a page with captions.

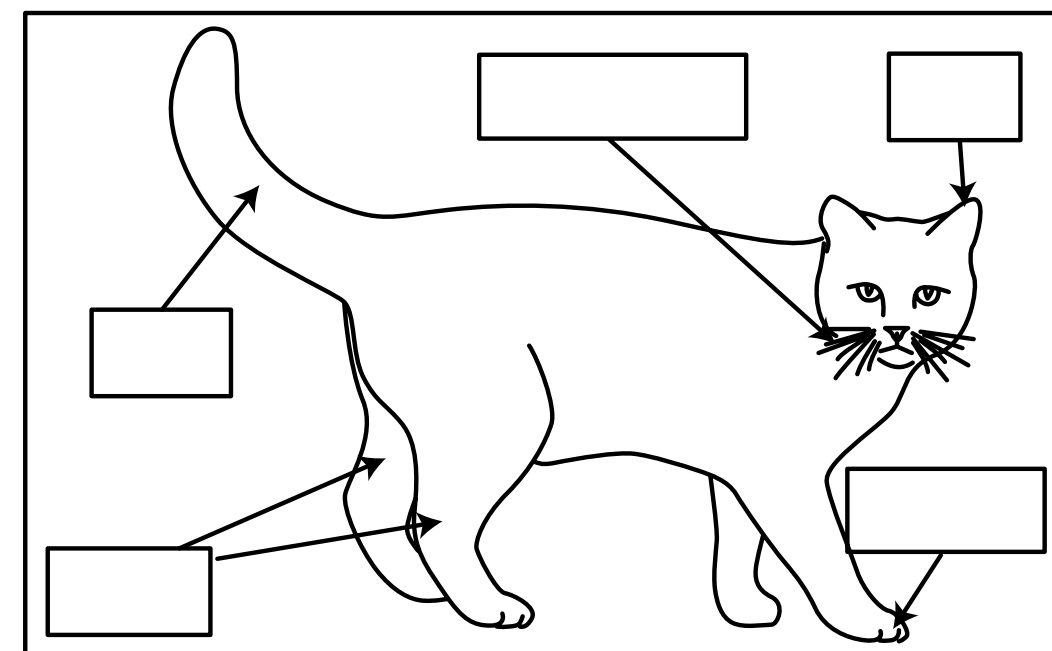
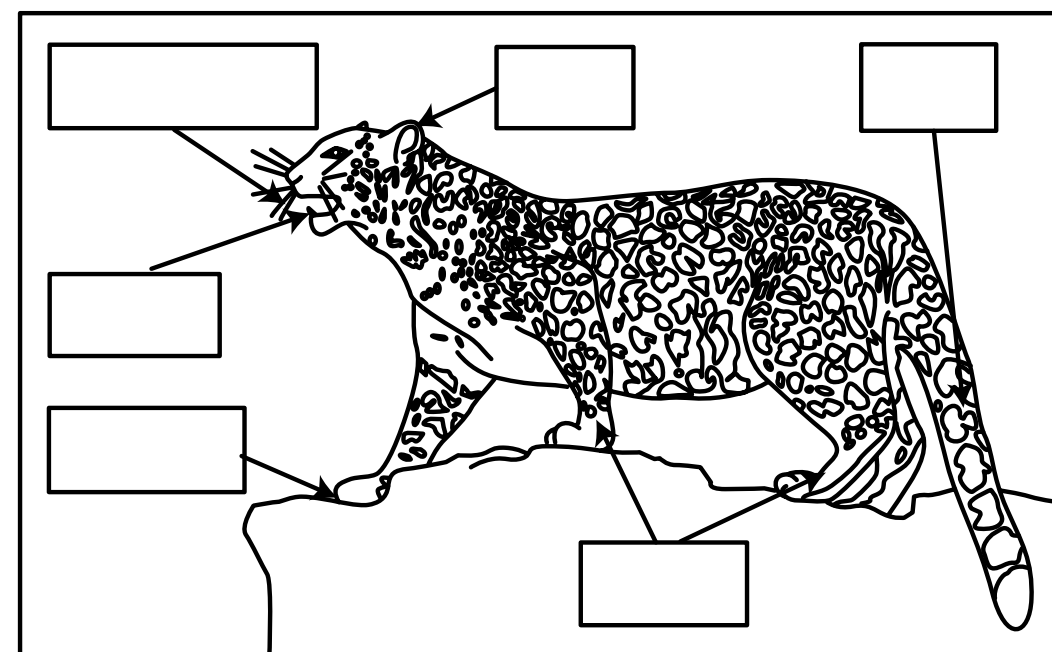
Have the children read the book independently. Ask them to read for information. After they have read the book they will tell their partner two facts from the book.

Index	
fish	10
fur	6, 7
kitten(s)	14, 15
tail(s)	4, 5
whiskers	4, 5
zebra(s)	9

Ask the children how they could use the information on this page. What could they use the information in this book for? What have they learnt that they did not know before they read the book?

11 g Big Cats Little Cats Name _____

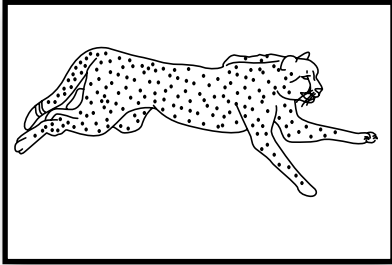
1. Label the diagrams as they are in the book. Colour the pictures.




11 g Big Cats Little Cats **Name** _____

1. Draw lines to match the picture to the name of the cat.


The first one has been done for you.



puma




tiger



cheetah



kitten



cub